

weco E62

Smart edging
to increase efficiency





Besides a wide range of options, this system offers speed, flexibility and quality.

The Weco E62 edger combines all the necessary functionalities for state-of-the-art lens finishing. Weco CT7, centering tracer device offer complete job preparation from shape capture, to centering and blocking, with astonishing speed and precision. Weco E62 with TMS (Torque Management System) optimizes the edging cycle time without the risk of lens slippage.

Enhancing the quality of tracing

by delivering perfect sizing on all frames



ADAPTS TO ANY FRAME: TILTING STYLUS

The innovative tilting mechanism always keeps the stylus perpendicular to the frame groove, regardless of the frame type. All frames, from small to large and flat to curved (up to base 9), can be traced binocularly.



CONSISTENCY AND EFFICIENCY

Perfect, consistent tracing is the key to a high first-fit rate. The tracer applies pressure to the frame, both when tracing and clamping, delivering the best, most consistent results without distorting the frame.




PERFECT JOB DEFINITION BY GRAVITECH

Tracing with GraviTech

Thorough testing and engineering led to a new concept in Optical Tracing, which takes the gravity point of every lens into account. Due to its' patented algorithm, a perfect size reproduction of any demo lens is available within seconds.

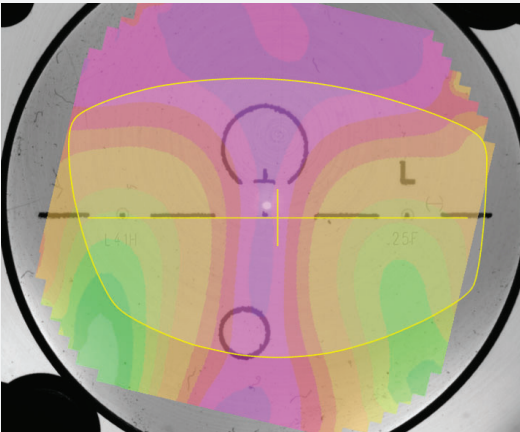
Perfect job definition and lens inspection

Wavefront Based Lens Inspection



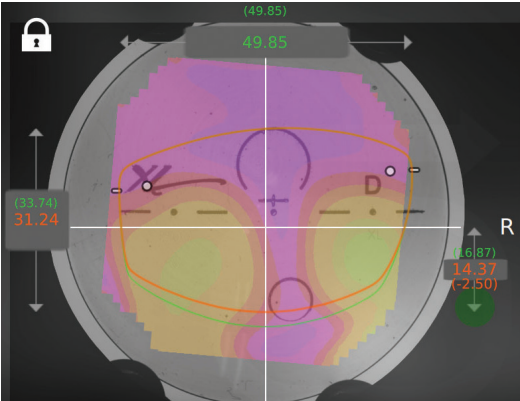
VISIBLE ENGRAVINGS

High Resolution imaging makes it possible to see previously invisible watermarks and lens engravings. You can adjust progressive lenses according to the markings, reduce spoilage, and ensure customer satisfaction.



WAVEFRONT TECHNOLOGY

You can see actual progressive lens layout designs before you edge. It includes the ability to measure all types of multifocal lenses, including prism lenses, with ease. Save time and money by incorporating lensometry into the finishing process.



TAILOR-MADE SHAPE MODIFICATION


The blocker offers multiple shape modification functions that will enable you to achieve optimal results. Combined with patented Power Map technology, you can modify shapes as needed to fit and fully customize each lens you process.

Unlimited finishing




AN ERGONOMIC DESIGN WITH A NEW INTERFACE

Weco E62 was designed to be ergonomic and easy to use. This sleek system was also designed to easily fit into compact spaces.



SMART EDGING : TMS

Weco E62 intelligently adjusts its edging cycles to the thickness of the lens and material. The sensor and software maintain constant pressure on the lens without the risk of misalignment, especially on hydrophobic lenses.



BEVELS: INDIVIDUAL AND FLEXIBLE

Weco E62 offers the versatility needed for optical workshop. Aside from the standard V-Bevel, the system also offers a perfectly inclined grooving and a variable chamfering. Grooving and beveling can be performed with a large variety of useful programs. The 62's TrueFit bevel placement ensures the best fit for lenses in the frame, using the analysis of shape data and curvature of the lens and the frames.

Technical specifications

Weco E62 was designed by our engineers in Normandy, France, and assembled in our local workshops with the greatest care. Each component is crafted with rigorous quality-control protocols at each stage of the process. And all parts are guaranteed for up to 2 years and backed by rapid intervention, ensuring you maximum uptime and a long lifecycle for your machine.

DIMENSIONS :

WIDTH	360 mm (14,2 in)
DEPTH	565 mm (22,2 in)
HEIGHT	590 mm (23,2 in)
WEIGHT	29,5 kg (65 lbs)
VOLTAGE	100 V-240 V / 50 Hz-60 Hz

Meets following directives
CEM 2004/108/CEE,
EN 55022 « Classe B »,
EN 61000 - 6 - 2,
EN 61000 - 6 - 3,
2006/95/CEE, EN 61010-1
Standards UL Version US 115V :
UL 61010-1; CAN/CSA-C22.2
N°61010-1

DIMENSIONS :

WIDTH	510 mm (20.1 in)
DEPTH	615 mm (24.2 in)
HEIGHT	570 mm (22.4 in)
WEIGHT	69 kg (151,8 lbs)
VOLTAGE	115V/230V 50hz/60hz

Meets following directives
2004/108/CEE; 2006/95/CEE;
2002/95/CEE; 2006/42/CEE;
EN 61000-6-3 (EN 55022 Class B);
EN 61000-6-2; IEC 61010-1.

CT7 - Tracer / Blocker

Frame / Demo Lens Tracing

- Frame tracing, demo lenses, patterns and edged lenses.
- Special technology to measure wrap frames.
- TrueScan: recognition of the 4 frame dimensions, including the frame groove position, giving better fit of the lens into the frame.
- Tracing right eye and/or left eye: transfer of one side only or both eyes.
- Measurement of the frame PD and bridge.
- Shape displayed on screen (scale 1, 2).
- Maximum measurable diameter 70 mm.
- Gravitech 2.0 superior optical recognition system including accurate drill hole detection
- Digiform included: advanced shape modification with overlaid lens and map display
- Intuitive shape axis modification
- Extensive, alphanumeric Library including 5000 Jobs & 10000 Shapes (Patterns, Drilled Shapes, etc.) with advanced search functions.
- Automatic data transfer from the blocker to the edger.
- Create new shapes from existing ones using the useful drill import & export functions

Centering & Blocking

- Supported Decentration Types $\frac{1}{2}$ PD, $\Delta x - \Delta y$, boxing height or frame height.
- Decentering: 0.05 mm step.
- Automatic Detection of Single Vision, Bifocal and Progressive Lenses
- Power Measurement based on Wavefront Technology for Single Vision Lenses
- Mapping including Power Measurement Point-to-Point for Progressive and Single Vision Lenses
- Controlled blocking pressure.

Connections

- Serial (RS232) and Ethernet (LAN) connection available
- Communication OMA
- USB port for upload of shapes / bar code scanner

E62 - Edger *

Features

- Torque Management System (TMS) advanced edging cycle
- Plastic Version: Four 90 mm edging wheels: all plastics (CR 39, polycarbonate, Trivex, high index), bevel and rimless finishing, bevel and rimless polishing, tilted bevel wheel.
- Mineral Version: Four 90 mm edging wheels: all plastics and mineral, bevel and rimless finishing including TBS, rimless polishing, TBS wheel.
- Integrated drilling function: Countersunk holes, notches, blind or open oblong blind, or open oblong holes, special rectangular functions. Tilttable drilling angles depending on program from 0° to 30°.
- Tracing prior to roughing with accuracy of 50 Q. Feeling front and rear curvature and lens thickness.
- Visual preview of lens on request, before starting roughing cycle.
- Bevels width / height options: Normal, Mini-Bevel, Tilted Bevel, Mini-Tilted Bevel, Partial Bevel.
- 6 different bevels : front face, percentage, Truefit, δ (base curve), automatic, customized.
- Minimum edging diameters: rimless finish 17 mm, grooved finish 18.2 mm, bevel finish 18.6 mm, safety bevel finish 21 mm.
- Grooving Programs: front face, percentage, customized (manual), automatic with adjustable depth and width. Grooving angle adjusted automatically according to the curve and the height of the lens.
- Customized safety bevel (front face, rear face).
- Partial Processing (Bevel-Groove / Groove-Groove / Bevel-Flat / Flat-Groove)

* E62 can be combined with C6T6 or C4T6 instead of CT7



INNOVATION TO UNLOCK YOUR POTENTIAL

VISIONIX INTERNATIONAL SAS

2 Rue Roger Bonnet, 27340 Pont-de-l'Arche - France
Tél. + 33 232 989 132 - Fax + 33 235 020 294
contact@visionix.com

www.visionix.com